




CORIO CONSPEED / CORIO





## Makes more of your maize - CORIO CONSPEED.

We have completely revised our proven CONSPEED and CONSPEED LINEAR maize pickers and are pleased to present the CORIO CONSPEED, our new top-of-the-range model from the CORIO series.

Along with their more powerful drive and new row widths, the CORIO CONSPEED and CORIO offer many other advantages:


- 17 degree operating angle to prevent cob losses
- Straight (CORIO) and conical snapping rollers (CORIO CONSPEED)
- New, robust drive train in all CORIO models
- New hood shape for more gentle crop handling
- Unique folding system to move hoods into transport position
- Feeder chain is easy to change and tension
- Replaceable wear parts integrated in hoods
- CORIO CONSPEED maize picker as 12, 8 and 6-row units
- CORIO maize picker as 8, 6, 5 and 4-row units
- Row widths of 90, 80, 75 and 70 cm

## Contents

The new maize picker	4
Functionality	6
Transport & maintenance	8
Equipment	10
The factory	12
Technical data	14

## A wealth of choice for maize harvesting.

The CLAAS maize picker line-up offers the right front attachment for any operating conditions. With its wide range of equipment, the new CORIO series has what it takes to ensure gentle crop handling in dry or wet harvesting conditions. The different working widths from 4 to 12 rows and row spacing of 70, 75, 80 and 90 cm allow you to select the optimal front attachment for your requirements.



## The new line-up. CORIO CONSPEED and CORIO.

The CORIO CONSPEED and CORIO model series are the right maize pickers for harvesting grain maize or corn cob mix. Whether working in high-yield crops with a large number of cobs per plant or very dry maize stems, the CORIO CONSPEED and CORIO maize pickers ensure a clean, effective picking process, from the LEXION to the AVERO.

As well as refining the drive, which is characterised by efficiency and smoothness, the development team concentrated on enhancing the hoods with a new shape which makes for an even more gentle picking process. In combination with a flatter picking angle, this has made it possible to achieve a further reduction in cob losses.

## Conical or straight.

The central elements of the CORIO CONSPEED and CORIO maize pickers are the snapping rollers which also embody the main difference between the two models.

The CORIO CONSPEED has conical snapping rollers while those used on the CORIO models are straight.



CORIO CONSPEED / CORIO –  
hoods in transport position



CORIO CONSPEED / CORIO foldable –  
folding in



CORIO CONSPEED / CORIO –  
transport



### 17° operating angle.

At 17° the CORIO CONSPEED and CORIO models have the flattest operating angle in the market. It has been possible to reduce the operating angle by 10% to reduce cob losses resulting from "cob jump-off". Constant performance, especially in laid maize, is ensured.



### Top form.

The front section of the hoods has been given a new and unique shape. Furthermore, the characteristics of the surface have been improved. These factors result in more gentle crop handling. The flanks of the hoods have been designed in such a way that maize stalk capture is delayed and takes place at a more flexible point in order to avoid cob losses.



### For a long life.

The enhanced drive is characterised by smoothness and efficiency. Speed is adjusted by means of a second set of gears which is provided as standard, a third set is available as an option.

Each snapping roller is separately protected against overload and foreign objects. The drives for the snapping rollers and knives are integrated in the robust gear housing.




### New folding mechanism.

A new design allows the hoods to be folded easily into a compact transport position. As well as being easy to use, the new arrangement makes for better visibility during on-road travel as it allows the front attachment to be shortened by 80 cm.



### Fast maintenance.

A new concept for opening the hoods provides quick and easy access for maintenance or cleaning. Only a few simple steps are required to put a hood into the maintenance position without the need for tools.




### Easy handling.

The conveyor chains can be tensioned and changed easily, conveniently and quickly. Once the hoods have been put in the maintenance position, a simple assembly lever is all that is required to release a chain, tension or replace it. This saves time, especially when converting the picker for sunflower harvesting.




Small rubber cob retainers are fitted as standard with larger versions available as an option.



Wear parts integrated in the hoods can be simply replaced when worn, rather than having to replace the entire hood.



The ease with which the feeder chain can be changed allows fast conversion for sunflower harvesting.




Depending on the model, a mechanical or hydraulic snapping plate adjustment system is fitted.



## CORIO CONSPEED: gentle picking – fast harvesting.

The key characteristic of the conical snapping rollers is that the speed with which each maize plant is pulled through the rollers rises as the diameter of the roller increases. In this way, even at higher ground speeds, the plant is drawn in gently at first and then more quickly. This means that it is possible to avoid cob losses as well as unnecessary plant residues in the machine resulting from the plants being broken off.

- Top chop quality thanks to the low throughput speed at the lower end of the maize stalk
- Avoidance of cob losses and damage through breakage thanks to the gradual increase in throughput speed
- Fewer straws and plant residues in the machine mean higher throughput and, therefore, make it possible to attain higher ground speeds




Operating principle of conical snapping rollers



### An outstanding brand.

Like all CLAAS cutterbars, the CORIO CONSPEED and CORIO come from Törökszentmiklós in Hungary. Here, they are built to the highest quality standards under the latest production conditions and equipped in accordance with your requirements.



### With precision and experience.

Although many processes run under automatic control, most of the steps involve precision manual work. Everything is then checked several times.



### More than the sum of its parts.

In order to operate the manufacturing process as efficiently as possible, all the parts required for production are delivered to the assembly line at exactly the right moment. This is made possible by an elaborate logistics operation.

Front attachments		CORIO CONSPEED 12-row		CORIO CONSPEED 8-row						CORIO CONSPEED 6-row						CORIO 8-row					CORIO 6-row		CORIO 5-row		CORIO 4-row						
		CORIO 1275 C CONSPEED	CORIO 1270 C CONSPEED	CORIO 890 C CONSPEED	CORIO 880 FC CONSPEED <sup>2</sup>	CORIO 875 C CONSPEED	CORIO 875 FC CONSPEED <sup>2</sup>	CORIO 870 C CONSPEED	CORIO 870 FC CONSPEED <sup>2</sup>	CORIO 690 C CONSPEED <sup>2</sup>	CORIO 680 FC CONSPEED <sup>2</sup>	CORIO 675 C CONSPEED <sup>2</sup>	CORIO 675 FC CONSPEED <sup>2</sup>	CORIO 670 C CONSPEED <sup>2</sup>	CORIO 670 FC CONSPEED <sup>2</sup>	CORIO 880 FC	CORIO 875 C	CORIO 875 FC	CORIO 870 C	CORIO 870 FC	CORIO 680 FC	CORIO 675 C	CORIO 675 FC	CORIO 670 C	CORIO 670 FC	CORIO 575 C	CORIO 570 C	CORIO 475 C	CORIO 470 C	CORIO 475 C <sup>1</sup>	CORIO 470 C <sup>1</sup>
Number of rows		12	12	8	8	8	8	8	8	6	6	6	6	6	6	8	8	8	8	8	6	6	6	6	6	5	5	4	4	4	4
Row width	cm	75	70	90	80	75	75	70	70	90	80	75	75	70	70	80	75	75	70	70	80	75	75	70	70	75	70	75	70	75	70
Transport position – rigid		●	●	●	–	●	–	●	–	●	–	●	–	●	–	–	●	–	●	–	–	●	–	●	–	●	●	●	●	●	●
Transport position – folding		–	–	–	●	–	●	–	●	–	●	–	●	–	●	●	–	●	–	●	●	–	●	–	●	–	–	–	–	–	–
Horizontal chopper		●	●	●	●	●	●	●	●	●	●	●	●	●	●	●	●	●	●	●	●	●	●	●	●	●	●	●	●	●	●
Working width	m	9.78	8.63	7.17	6.53	6.18	6.18	5.83	5.83	5.37	4.93	4.68	4.68	4.43	4.43	6.53	6.18	6.18	5.83	5.83	4.93	4.68	4.68	4.43	4.43	3.93	3.73	3.18	3.03	3.18	3.03
Transport width	m	9.78	8.63	7.17	3.35	6.18	3.00	5.83	3.00	5.37	3.35	4.68	3.00	4.43	3.00	3.35	6.18	3.00	5.83	3.00	3.35	4.68	3.00	4.43	3.00	3.93	3.73	3.18	3.03	3.18	3.03
Stubble breaker		○	○	○	○	○	○	○	○	○	○	○	○	○	○	○	○	○	○	○	○	○	○	○	○	○	○	○	○	○	○
MONTANA mounting kit <sup>3</sup>		–	–	–	○	○	○	○	○	–	○	○	○	○	○	○	○	○	○	○	○	○	○	○	○	–	–	–	–	–	–
Sunflower kit		○	○	○	○	○	○	○	○	○	○	○	○	○	○	○	○	○	○	○	○	○	○	○	○	○	○	○	○	○	○
Hood extensions		○	○	○	○	○	○	○	○	○	○	○	○	○	○	○	○	○	○	○	○	○	○	○	○	○	○	○	○	○	○
Laid maize augers		○	○	○	○	○	○	○	○	○	○	○	○	○	○	○	○	○	○	○	○	○	○	○	○	○	○	○	○	○	○
Shear bar kit		○	○	○	○	○	○	○	○	○	○	○	○	○	○	○	○	○	○	○	○	○	○	○	○	○	○	○	○	○	○
Sprocket for intake auger to reduce speed		○	○	○	○	○	○	○	○	○	○	○	○	○	○	○	○	○	○	○	○	○	○	○	○	○	○	○	○	○	○
Raised skid height		○	○	○	○	○	○	○	○	○	○	○	○	○	○	○	○	○	○	○	○	○	○	○	○	○	○	○	○	○	○
Hydraulic snapping plate adjustment		○	○	○	○	○	○	○	○	○	○	○	○	○	○	○	○	○	○	○	○	○	○	○	○	○	○	○	○	○	○
Intake auger loss protection		●	●	●	●	●	●	●	●	●	●	●	●	●	●	○	○	○	○	○	○	○	○	○	○	○	○	○	○	○	○
Road transport protection incl. lighting and safety bar		–	–	–	○	–	○	–	○	–	○	–	○	–	○	○	–	○	–	○	–	○	–	○	–	–	–	–	–	–	
Support for trailer		●	●	●	–	●	–	●	–	●	–	●	–	●	–	–	●	–	●	–	–	●	–	●	–	●	●	●	●	●	●
Weight	kg	3820	3700	2750	2990	2590	2910	2510	2855	2150	2355	2030	2295	2030	2295	3110	2710	3030	2630	2950	2445	2120	2385	2120	2385	1770	1770	1475	1475	1460	1460
<b>Automated cutterbar control</b>																															
AUTO CONTOUR		○	○	○	○	○	○	○	○	○	○	○	○	○	○	○	○	○	○	○	○	○	○	○	○	○	○	○	○	○	○
AUTO PILOT		○	○	○	○	○	○	○	○	○	○	○	○	○	○	○	○	○	○	○	○	○	○	○	○	○	○	○	○	○	○

<sup>1</sup> Performance data fit criteria for admissibility. Performance as per 97/68/EC is identical to 2000/25/EC.

<sup>2</sup> Meets ISO TR 14396

<sup>3</sup> Suitable for LEXION 630 / 750 and 760 MONTANA – not suitable for LEXION 670 MONTANA

CLAAS continually develops its products to meet customer requirements. This means that all products are subject to change without notice. All descriptions and specifications in this brochure should be considered approximate and may include optional equipment that is not part of the standard specifications. This brochure is designed for worldwide use. Please refer to your nearest CLAAS dealer and their price list for local specification details. Some protective panels may have been removed for photographic purposes in order to present the function clearly. To avoid any risk of danger, never remove these protective panels yourself. In this respect, please refer to the relevant instructions in the operator's manual. All technical specifications relating to engines are based on the European emission regulation standards: Stage. Any reference to the Tier standards in this document is intended solely for information purposes and ease of understanding. It does not imply approval for regions in which emissions are regulated by Tier.





CLAAS KGaA mbH  
Mühlenwinkel 1  
33428 Harsewinkel  
Deutschland  
Tel. +49 5247 12-0  
claas.com

160032000916 KK DC 1016 / 0002591150

Ensuring a better **harvest.**